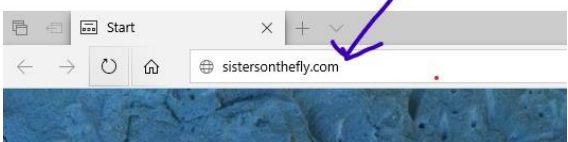

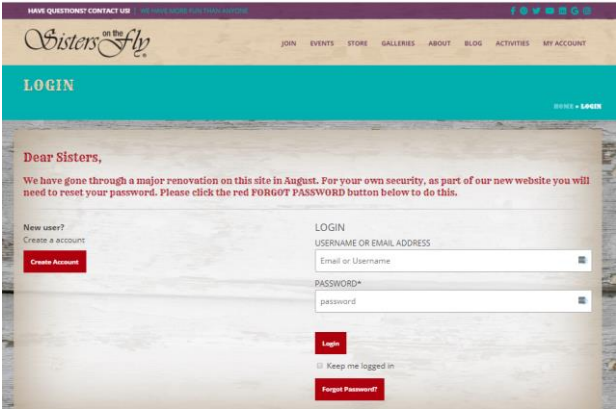

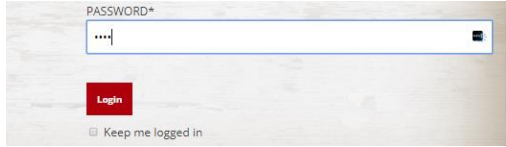
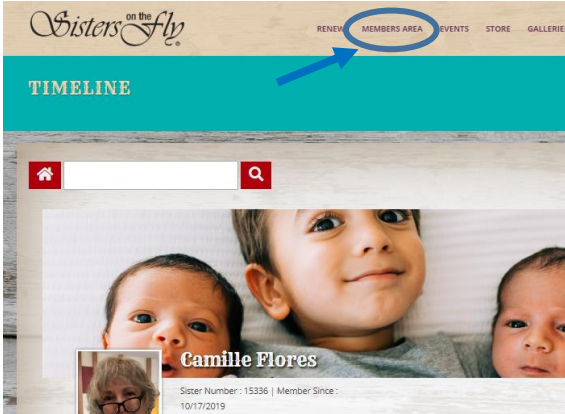
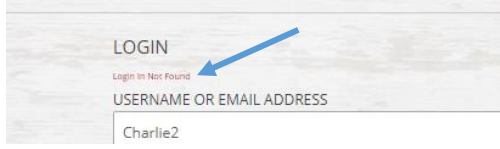


Sisters on the Fly®

HOW TO LOG IN TO SISTERSONTHEFLY.COM

Step	Action
1	Open your preferred web browser, i.e., Explorer, Chrome, Safari.
2	Enter the website name (<i>sistersonthefly.com</i>) in the address field, and click Enter .  Result: The home page will open.
3	Click the LOG IN button.  Note: If the home page screen containing LOG IN has scrolled off, wait a minute. It will reappear. Several screens scroll by. Result: You will see the LOGIN screen: 
4	Enter your Username or Email Address in the USERNAME OR EMAIL ADDRESS text box. 

Sisters on the Fly®

<p>5</p>	<p>Enter your password in the PASSWORD text box, and click Login.</p>  <p>Result: Your TIMELINE will open, and the MEMBERS AREA will be available.</p> 	
<p>6</p>	<p>IF either username, email address, or password are NOT correct,</p>	<p>THEN Log in Not Found will be displayed.</p>  <p>Note: See How to Reset Your Password or contact your Wrangler.</p>